



Programme for the Environment and Climate Action (LIFE)

Application Form

Technical Description (Part B)

(LIFE Standard SAPs and OAGs)

Version 1.0
15 April 2021

Disclaimer

This document is aimed at informing applicants for EU funding. It serves only as an example. The actual web forms and templates are provided in the Funding & Tenders Portal Submission System (and may contain certain differences). The applications (including annexes and supporting documents) must be prepared and submitted online via the Portal.



IMPORTANT NOTICE

What is the Application Form?

The Application Form is the template for EU grants applications; it must be submitted via the EU Funding & Tenders Portal before the call deadline.

The Form consists of 2 parts:

- Part A contains structured administrative information
- Part B is a narrative technical description of the project.

Part A is generated by the IT system. It is based on the information which you enter into the Portal Submission System screens.

Part B needs to be uploaded as PDF (+ annexes) in the Submission System. The templates to use are available there.


How to prepare and submit it?


The Application Form must be prepared by the consortium and submitted by a representative. Once submitted, you will receive a confirmation.

Character and page limits:

- page limit: see Call document
- supporting documents can be provided as an annex and do not count towards the page limit
- minimum font size — Arial 9 points
- page size: A4
- margins (top, bottom, left and right): at least 15 mm (not including headers & footers).

Please abide by the formatting rules. They are NOT a target! Keep your text as concise as possible. Do not use hyperlinks to show information that is an essential part of your application.

 If you attempt to upload an application that exceeds the specified limit, you will receive an automatic warning asking you to shorten and re-upload your application. For applications that are not shortened, the excess pages will be made invisible and thus disregarded by the evaluators.

 **Please do NOT delete any instructions in the document. The overall page limit has been raised to ensure equal treatment of all applicants. Removing the instructions may result in your proposal being considered inadmissible.**

Call:

()

Topic:

Type of Action:

()

Proposal number:

Proposal acronym:

Type of Model Grant Agreement:

Table of contents

Section	Title	Action
1	General information	
2	Participants	
3	Budget	
4	Other questions	

[How to fill in the forms](#)

The forms must be filled in for each proposal using the templates available in the submission system. Some data fields in the forms are pre-filled based on the steps in the submission wizard.

Application forms

Proposal ID

Acronym

1 - General information

Field(s) marked * are mandatory to fill.

Topic	Type of Action
Call	Type of Model Grant Agreement

Acronym

Proposal title *Max 200 characters (with spaces). Must be understandable for non-specialists in your field.*

Note that for technical reasons, the following characters are not accepted in the Proposal Title and will be removed: < > " &

Duration in months *Estimated duration of the project in full months.*

Fixed keyword 1

Add

Free keywords *Enter any words you think give extra detail of the scope of your proposal (max 200 characters with spaces).*

Abstract

Remaining characters

2000

Has this proposal (or a very similar one) been submitted in the past 2 years in response to a call for proposals under any EU programme, including the current call?

Yes

No

Please give the proposal reference or contract number.

Previously submitted proposals should be with either 6 or 9 digits.

Remove

A specific grant agreement (SGA) implements a concrete action/work programme under a valid framework partnership agreement (FPA).

The reference or the contract number of the linked FPA is needed for the assessment of the SGA proposal.

xxxxxx(xxx)

Application forms

Proposal ID

Acronym

Declarations

Field(s) marked * are mandatory to fill.

1) We declare to have the explicit consent of all applicants on their participation and on the content of this proposal. *

2) We confirm that the information contained in this proposal is correct and complete and that none of the project activities have started before the proposal was submitted (unless explicitly authorised in the call conditions).

3) We declare:
- to be fully compliant with the eligibility criteria set out in the call
- not to be subject to any exclusion grounds under the [EU Financial Regulation 2018/1046](#)
- to have the financial and operational capacity to carry out the proposed project.

4) We acknowledge that all communication will be made through the Funding & Tenders Portal electronic exchange system and that access and use of this system is subject to the [Funding & Tenders Portal Terms and Conditions](#).

5) We have read, understood and accepted the [Funding & Tenders Portal Terms & Conditions](#) and [Privacy Statement](#) that set out the conditions of use of the Portal and the scope, purposes, retention periods, etc. for the processing of personal data of all data subjects whose data we communicate for the purpose of the application, evaluation, award and subsequent management of our grant, prizes and contracts (including financial transactions and audits).

The coordinator is only responsible for the information relating to their own organisation. Each applicant remains responsible for the information declared for their organisation. If the proposal is retained for EU funding, they will all be required to sign a declaration of honour.

False statements or incorrect information may lead to administrative sanctions under the EU Financial Regulation.

2 - Participants

List of participating organisations

#	Participating Organisation Legal Name	Country	Action
1			

Application forms

Proposal ID

Acronym **Acronym is mandatory**

Short name

Organisation data

PIC	Legal name
-----	------------

Short name:

Address

Street

Town

Postcode

Country

Webpage

Specific Legal Statuses

Legal person	unknown
Public body	unknown
Non-profit	unknown
International organisation	unknown
Secondary or Higher education establishment	unknown
Research organisation	unknown

SME Data

Based on the below details from the Participant Registry the organisation is **unknown (small- and medium-sized enterprise)** for the call.

SME self-declared status.....	unknown
SME self-assessment	unknown
SME validation sme	unknown

Application forms

Proposal ID

Acronym **Acronym is mandatory**

Short name

Departments carrying out the proposed work

Department 1

Department name *Name of the department/institute carrying out the work.*

not applicable

Same as proposing organisation's address

Street *Please enter street name and number.*

Town *Please enter the name of the town.*

Postcode *Area code.*

Country *Please select a country*

Links with other participants

Type of link	Participant

Application forms

Proposal ID

Acronym **Acronym is mandatory**

Short name

Main contact person

The name and e-mail of contact persons are read-only in the administrative form, only additional details can be edited here. To give access rights and basic contact details of contact persons, please go back to step - Manage your related parties of the submission wizard and save the changes.

Title _____

Gender Woman Man Non Binary

First name

Last name

E-Mail

Position in org. *Please indicate the position of the person.* _____

Department *Name of the department/institute carrying out the work.* _____

Same as organisation name

Same as proposing organisation's address

Street *Please enter street name and number.* _____

Town *Please enter the name of the town.* _____ Post code *Area code.* _____

Country *Please select a country* _____

Website *Please enter website* _____

Phone *+xxx xxxxxxxxxx* _____ Phone 2 *+xxx xxxxxxxxxx* _____

Application forms

Proposal ID

Acronym **Acronym is mandatory**

3 - Budget

No.	Name of beneficiary	Country	A. Personnel costs - without volunteers /€	A. Personnel costs – volunteers /€	B. Subcontracting costs/€	C. Purchase costs - Travel and subsistence/€	C. Purchase costs - Equipment/€	C. Purchase costs - Other goods, works and services/€	D.1 Financial support to third parties/€	E. Indirect costs/€	Total eligible costs/€	F.1 Estimated eligible contributions	Ineligible costs	Total estimated project costs and contributions	Funding rate	Maximum EU contribution to eligible costs	Requested EU contribution to eligible costs	Max grant amount	Income generated by the project	In kind contributions	Financial contributions	Own resources	Total estimated project income
			(a1)	(a2)	(b)	(c1)	(c2)	(c3)	(d1)	(e)	(h)	(f1)	(j)	(k)	(U)	(l)	(m)	(n)	(o)	(p)	(q)	(r)	(s)
1			0	0	0	0	0	0	0		0,00	0	0	0		0,00	0,00	0,00	0	0	0	0	0,00
	Total		0	0	0	0	0	0	0	0,00	0,00	0	0	0		0,00	0,00	0,00	0	0	0	0	0,00

Application forms

Proposal ID

Acronym

4 - Other questions

Essential information to be provided for proposals including clinical Trials / studies / investigations

Clinical study means, for the purpose of this document, any systematic prospective or retrospective collection and analysis of health data obtained from individual patients or healthy persons in order to address scientific questions related to the understanding, prevention, diagnosis, monitoring or treatment of a disease, mental illness, or physical condition. It includes but it is not limited to clinical studies as defined by [Regulation 536/2014](#) (on medicinal products), clinical investigation and clinical evaluation as defined by [Regulation 2017/745](#) (on medical devices), performance study and performance evaluation as defined by [Regulation 2017/746](#) (on in vitro diagnostic medical devices).

Are clinical studies / trials / investigations included in the work plan of this project? Yes No

GHG Emission

Absolute GHG emission avoidance (in tCO₂e) 0

Result of the GHG emission avoidance calculation. Explanation is provided in application form part B question 2.1

Relative GHG emission avoidance (as a %) 0,00

Result of the GHG emission avoidance calculation. Explanation is provided in application form part B question 2.2

In which Member State(s) and/or associated countries will the project be implemented?

--	--

Validation result

Show Error

The red 'Show Error' button indicates an error due to a missing or incorrect value related to the call eligibility criteria. The submission of the proposal **will be blocked** unless that specific field is corrected!

Show Warning

The yellow 'Show Warning' button indicates a warning due to a missing or incorrect value related to the call eligibility criteria. The submission of the proposal **will not be blocked** (proposal will be submitted with the missing or incorrect value).

Section

Description

The form has not yet been validated, click "Validate Form" to do so!

TECHNICAL DESCRIPTION (PART B)

COVER PAGE

Part B of the Application Form must be downloaded from the Portal Submission System, completed and then assembled and re-uploaded as PDF in the system.

Note: Please read carefully the conditions set out in the Call document (for open calls: published on the Portal). Pay particular attention to the award criteria; they explain how the application will be evaluated.

PROJECT	
Project name:	[project title]
Project acronym:	[acronym]
Coordinator contact:	[name NAME], [organisation name]

TABLE OF CONTENTS

ADMINISTRATIVE FORMS (PART A)	ERROR! BOOKMARK NOT DEFINED.
TECHNICAL DESCRIPTION (PART B)	3
COVER PAGE.....	3
PROJECT SUMMARY	4
1. RELEVANCE	4
1.1 Background and general project objectives.....	4
1.2 Specific project objectives.....	4
1.3 Compliance with LIFE programme objectives and call topic	5
1.4 Concept and methodology	5
1.5 Upscaling results of other EU funded projects (<i>n/a for stage 1</i>)	5
1.6 Complementarity with other actions (<i>n/a for stage 1</i>)	6
1.7 Synergies and co-benefits with other LIFE sub-programmes (<i>n/a for stage 1</i>)	6
1.8 Synergies and co-benefits with other EU policy areas (<i>n/a for stage 1</i>).....	6
2. IMPACT	6
2.1 Ambition of the impacts.....	6
2.2 Credibility of the impacts.....	7
2.3 Sustainability of project results	7
2.4 Exploitation of project results (<i>n/a for stage 1</i>)	7
2.5 Catalytic potential: Replication and upscaling	7
3. IMPLEMENTATION	8
3.1 Work plan.....	8
3.2 Stakeholder input and engagement.....	8
3.3 Work packages and activities (<i>n/a for stage 1</i>).....	9
Work Package 1.....	9
Work Package	12
Overview of Work Packages.....	12
3.4 Timetable (<i>n/a for stage 1</i>).....	13
3.5 Impact monitoring and reporting (<i>n/a for stage 1</i>).....	15
3.6 Communication, dissemination and visibility (<i>n/a for stage 1</i>).....	15
4. RESOURCES	15
4.1 Consortium set-up.....	15
4.2 Project management (<i>n/a for stage 1</i>)	15
4.3 Green management (<i>n/a for stage 1</i>)	15

4.4 Budget (n/a for stage 1)	16
4.5 Risk management (n/a for stage 1).....	16
5. OTHER	16
5.1 Ethics	16
5.2 Security	16
6. DECLARATIONS	17
ANNEXES	18

PROJECT SUMMARY

Project summary

See Abstract (Application Form Part A).

1. RELEVANCE

Fill in **only** sections 1.1-1.4 at stage 1. Fill in **all sections** at stage 2.

1.1 Background and general project objectives

Background and general project objectives

Explain the problem and the needs to be addressed in the project. Describe the background, starting point / quantified baseline of the project.

Please explain in which location and/or sector the main activities of the project will take place and justify that choice.

For Nature and Biodiversity:

Provide a clear and quantified description of the conservation issue and threats targeted, as well as relevant background information and quantified figures defining the baseline to justify the proposed Interventions by

At stage 1 (concept note) when relevant, describe the main species/habitats directly targeted by the project: scientific name; refer to the Annex(es) of the EU Birds or Habitats Directive where they are listed; population size within each project area; conservation status; habitat name and Natura 2000 code; % of the cover within each project area; conservation status.

At stage 2 (full proposals), when relevant, provide a brief description of the areas where conservation actions will be implemented and main species and / or main habitats directly targeted by the project, and submit the following annexes:

- maps
- description of sites
- description of species and habitats

Describe the previous conservation efforts in the project area or for the habitats/species targeted.

For Circular Economy and Quality of Life (n/a to Environmental governance topics):

Describe the previous technical preparatory work and results of previous research and development activities, showing the status of technical development achieved for the proposed solution, including the technical readiness level (TRL) where relevant and proving its technical feasibility.

Explain the scale at which such results have been obtained and if prototypes have been already developed and tested. Their scale/dimension and relevant results and conclusions have to be clearly presented. Illustrate available best practices in the relevant sector (state of the art) and clearly and concisely explain the environmental, technical and economical improved performances/ advantages introduced by the proposed solution in case this is claimed to be innovative/ demonstrative.

Insert text

1.2 Specific project objectives

Specific project objectives

Describe the specific objectives of your project (clear, measureable, realistic and achievable within the duration of the project).

Insert text

1.3 Compliance with LIFE programme objectives and call topic**Compliance with LIFE Programme objectives**

Explain how the project contributes to the specific objectives of the LIFE Programme and the sub-programme targeted by the call (Nature and Biodiversity, Circular Economy and Quality of Life, Climate Change Mitigation and Adaptation or Clean Energy Transition).

Insert text

Compliance with the call topic

Indicate the call topic to which your proposal relates, and explain how the proposed project addresses the scope of the topic description in the Call document.

Insert text

1.4 Concept and methodology**Concept and methodology**

Describe the overall intervention logic of the project, including the main idea and assumptions (i.e. how are the proposed activities and steps of your project expected to lead to the intended changes in terms of outcomes and impacts).

Explain the methodology, i.e. the main tools, techniques, methods and procedures you will use to implement the technical part of your project. Justify why the proposed methodology is the most suitable for achieving the project's objectives.

For Clean Energy Transition:

Describe the market barriers, the needs and constraints of market actors, and how your concept will address them concretely.

For Circular Economy and Quality of Life (n/a to Environmental governance topics):

Describe the technical details of the proposed solution (process, material, product etc.) using a flowchart and including, where possible, the general mass and energy balance. Explain how you plan to establish your supply chain.

Specify the scale (e.g. production capacity) and output of the project (e.g. quantity produced/sold during the project). The chosen technical scale should be one that allows the evaluation of the technical and economic viability of the proposed solution. In case of close-to-market conditions the target should be industrial/commercial scale already during the project.

Insert text

1.5 Upscaling results of other EU funded projects (n/a for stage 1)

Upscaling results of other EU funded projects (n/a for stage 1)

Explain if and how the proposal builds on or up-scales results of other EU funded projects.

Insert text

1.6 Complementarity with other actions (n/a for stage 1)

Complementarity with other actions (n/a for stage 1)

Explain how the project is complementary to other regional, national or international initiatives/activities/projects. How will it integrate the results from these other actions?

Insert text

1.7 Synergies and co-benefits with other LIFE sub-programmes (n/a for stage 1)

Synergies and co-benefits with other LIFE sub-programmes (n/a for stage 1)

Describe synergies with other LIFE sub-programmes (Nature and Biodiversity, Circular Economy and Quality of Life, Climate Change or Clean Energy Transition). Describe spillover effects (co-benefits) in addition to those targeted by the project. If possible, quantify the contribution.

Identify the activities/tasks that address these policy objectives of other LIFE sub-programmes.

Insert text

1.8 Synergies and co-benefits with other EU policy areas (n/a for stage 1)

Synergies and co-benefits with other EU policy areas (n/a for stage 1)

Describe the synergies and positive spillover effects (co-benefits) with other EU policy areas (for example agriculture, health, civil protection, jobs and growth, etc.). If possible, quantify the contribution.

Identify the activities/tasks that address these other EU policy objectives.

Insert text

2. IMPACT

Fill in **only** sections 2.1-2.3 at stage 1. Fill in **all sections** at stage 2.

2.1 Ambition of the impacts

Ambition of the impacts

Identify and quantify the effects of the project (during the implementation and up to 5 years after its end).

Be specific and provide only information about impacts that are a result of your project. The impact of other projects should not be taken into account.

Wherever possible, use quantified indicators and targets.

Note: In addition to the description above, include quantified indicators in Part C of the application forms (both horizontal KPIs for the LIFE programme as well as any specific KPIs relevant to the proposal).

Insert text

2.2 Credibility of the impacts

Credibility of the impacts

Show the steps of your calculations and base yourself on the activities mentioned in your work plan.

Justify and substantiate the baselines, benchmarks and assumptions you used, making reference to relevant publications, studies or statistics.

Try to use the same methodologies for calculating impacts (avoid using different methodologies for each partner, region or country).

Insert text

2.3 Sustainability of project results

Sustainability of project results

Describe your strategy to sustain the project's results after the EU funding ends. Consider the following aspects:

- How will the project impact be ensured and sustained? Which tasks will you carry out during the project to ensure that?
- Which parts of the project should be continued or maintained? How will this be achieved and which resources will be necessary?

Insert text

2.4 Exploitation of project results (n/a for stage 1)

Exploitation of project results (n/a for stage 1)

Do you foresee other ways of exploiting the project's results (e.g. utilisation in further research, in developing / creating / marketing a product or process, in creating / providing a service, in standardisation activities etc.)? Who are the targeted users?

For close-to-market projects: Describe the reference market: actual and potential market size, features of prospective customers and of their demand, competitors, market and regulatory barriers, etc. Explain the economic feasibility of the proposed solution comparing cost, price or other economic investment variables (e.g. payback period, net present value, etc.).

Note: Don't forget to include the activities in the mandatory Work Package for Sustainability, replication, and exploitation of project results.

Insert text

2.5 Catalytic potential: Replication and upscaling

Catalytic potential: Replication and upscaling

Describe the potential for the results to be replicated in the same or other sectors or places. Which factors might favour or limit the replication?

Describe the potential for the results to be up-scaled by public/private actors or through mobilising larger investments or financial resources. What is the coverage and size of the market? Who are the potential users of the results?

Describe the strategy and tasks to multiply the impact of the project (during implementation or afterwards). How will its main actions and results be replicated elsewhere?

Note: Don't forget to include the activities in the mandatory Work Package for Sustainability, replication, and exploitation of project results.

Insert text

3. IMPLEMENTATION

Fill in **only** section 3.1 – 3.2 at stage 1. Fill in **all sections** at stage 2.

3.1 Work plan

Work plan

Provide a brief description of the overall structure of the work plan (list of work packages or graphical presentation (Pert chart or similar)).

Insert text

3.2 Stakeholder input and engagement

Stakeholder input

Identify any key stakeholders outside the consortium that are required to ensure the success of the project. How will you mobilise them to contribute to your project activities or participate in these?

Annex Letters of support to demonstrate the type and level of commitment already secured (if any). (n/a stage 1)

For Nature and Biodiversity: If your project (or a part of it) depends on support of the competent authority or stakeholders, provide letters of support to show their commitment to the project (needed for stage 2, n/a for stage 1)

Insert text

3.3 Work packages and activities (n/a for stage 1)

WORK PACKAGES (n/a for stage 1)

This section concerns a detailed description of the project activities.

Group your activities into work packages. A work package means a major sub-division of the project. For each work package, enter an objective (expected outcome) and list the activities, milestones and deliverables that belong to it. The grouping should be logical and guided by identifiable outputs.

The number of work packages should be proportionate to the scale and complexity of the project. WP1 should cover the project management and coordination activities (meetings, coordination, project monitoring and evaluation, financial management, progress reports, etc.) and all the activities which are cross-cutting and therefore difficult to assign to just one specific work package (do not try splitting these activities across different work packages). WP2 (and further WPs) should be used for the other project activities. You can create as many work packages as needed by copying the structure of WP1. Include a mandatory work package called 'Sustainability, replication and exploitation of project results'.

For Nature and Biodiversity, include also a mandatory work package on 'Monitoring and evaluation'.

In addition, ensure your work packages cover also the following activities:

- dissemination and communication, including networking with other LIFE projects
- impact monitoring and evaluation
- reporting of (estimated and actually achieved) key-performance indicators (KPIs) in the [LIFE KPI web tool](#) within the first 9 months from grant signature and at the end of the project (n/a for TA calls)

Work packages covering financial support to third parties (⚠ only allowed if authorised in the Call document) must describe the conditions for implementing the support (for grants: max amounts per third party; criteria for calculating the exact amounts, types of activity that qualify (closed list), persons/categories of persons to be supported and criteria and procedures for giving support; for prizes: eligibility and award criteria, amount of the prize and payment arrangements).

Mandatory deliverables:

- dedicated project page on the beneficiaries' websites
- exploitation plan including replication component / business plan including replication component / 'After-LIFE Conservation Plan'
- extract of the project data from the LIFE KPI webtool (month 9 and end of the project) (n/a for Clean Energy Transition)
- in case of land purchase, digital copies of the land register (with "conservation clause")

⚠ Enter each activity/milestone/output/outcome/deliverable only once (under one work package).

Work Package 1

Work Package 1: [Name, e.g. Project management and coordination] (n/a for stage 1)

Ensure consistency with the detailed budget table (if applicable).

Duration:	MX - MX	Lead Beneficiary:	1-Short name
Objectives and expected results			
<i>List the specific objectives and expected results to which this work package is linked.</i>			
▪			
Activities (what, how, where) and division of work			
<i>Provide a concise overview of the work (planned tasks). Be specific and give a short name and number for each task. The tasks should be numbered continuously, linked to the WP they relate to (e.g. T.1.1, T.1.2, T.2.1, etc.).</i>			
<i>Show who is participating in each task: Coordinator (COO), Beneficiaries (BEN), Affiliated Entities (AE), Associated Partners (AP), indicating in bold the task leader.</i>			
<i>Add information on other participants' involvement in the project e.g. subcontractors, in-kind contributions.</i>			
Note:			
<i>The Coordinator remains fully responsible for the coordination tasks, even if they are delegated to someone else. Coordinator tasks cannot be subcontracted.</i>			
T.1.1 [Task Name] (Participant X, Participant Y, etc.):			
Description...			
T.1.2 [Task Name] (Participant X, Participant Y, etc.):			
Description...			
Milestones and deliverables (outputs/outcomes)			
<i>Milestones are control points in the project that help to chart progress. Use them only for major outputs in complicated projects. Otherwise leave the section on milestones empty.</i>			
<i>Means of verification are how you intend to prove that a milestone has been reached. If appropriate, you can also refer to indicators.</i>			
<i>Deliverables are project outputs, which are submitted to show project progress (any format). Refer only to major outputs. Do not include minor sub-items, internal working papers, meeting minutes, etc. Limit the number of deliverables to max 10-15 for the entire project. You may be asked to further reduce the number during grant preparation.</i>			
<i>For deliverables such as meetings, events, seminars, trainings, workshops, webinars, conferences, etc., enter each deliverable separately and provide the following in the 'Description' field: invitation, agenda, signed presence list, target group, number of estimated participants, duration of the event, report of the event, training material package, presentations, evaluation report, feedback questionnaire.</i>			
<i>For deliverables such as manuals, toolkits, guides, reports, leaflets, brochures, training materials etc., add in the 'Description' field: format (electronic or printed), language(s), approximate number of pages and estimated number of copies of publications (if any).</i>			
<i>For each deliverable you will have to indicate a due month by when you commit to upload it in the Portal. The due month of the deliverable cannot be outside the duration of the work package and must be in line with the timeline provided below. Month 1 marks the start of the project and all deadlines should be related to this starting date.</i>			
<i>The labels used mean:</i>			

<i>Public — fully open (⚠ automatically posted online on the Project Results platforms)</i> <i>Sensitive — limited under the conditions of the Grant Agreement</i> <i>EU classified — RESTREINT-UE/EU-RESTRICTED, CONFIDENTIEL-UE/EU-CONFIDENTIAL, SECRET-UE/EU-SECRET under Decision 2015/444.</i>							
Milestone No (continuous numbering not linked to WP)	Milestone Name	Work Package No	Lead Beneficiary	Description		Due Date (month number)	Means of Verification
MS1		1					
MS2		1					
Deliverable No (continuous numbering linked to WP)	Deliverable Name	Work Package No	Lead Beneficiary	Type	Dissemination Level	Due Date (month number)	Description (including format and language)
D1.1		1		[R — Document, report] [DEM — Demonstrator, pilot, prototype] [DEC —Websites, patent filings, videos, etc.] [DATA — data sets, microdata, etc.] [DMP — Data Management Plan] [ETHICS] [SECURITY] [OTHER]	[PU — Public] [SEN — Sensitive] [R-UE/EU-R — EU Classified] [C-UE/EU-C — EU Classified] [S-UE/EU-S — EU Classified]		
D1.2		1		[R — Document, report] [DEM — Demonstrator, pilot, prototype] [DEC —Websites, patent filings, videos, etc.] [DATA — data sets,	[PU — Public] [SEN — Sensitive] [R-UE/EU-R — EU Classified] [C-UE/EU-C — EU Classified] [S-UE/EU-S — EU Classified]		

				microdata, etc.] [DMP — Data Management Plan] [ETHICS] [SECURITY] [OTHER]			
--	--	--	--	--	--	--	--

Work Package ...

To insert work packages, copy WP1 as many times as necessary.

Overview of Work Packages

Staff effort per work package <i>(n/a for stage 1)</i> Fill in the summary on work package information and effort per work package.						
Work Package No	Work Package Title	Lead Participant No	Lead Participant Short Name	Start Month	End Month	Person-Months
1						
2						
3						
4						
					Total Person-Months	

Staff effort per participant <i>(n/a for stage 1)</i> Fill in the effort per work package and Beneficiary/Affiliated Entity. Please indicate the number of person/months over the whole duration of the planned work.
--

*Identify the work-package leader for each work package by showing the relevant person/month figure in **bold**.*

Participant	WP1	WP2	WP...	Total Person-Months
[name]				
[name]				
Total Person-Months				

3.4 Timetable (n/a for stage 1)

Timetable (projects up to 2 years) (n/a for stage 1)

Fill in cells in beige to show the duration of activities. Repeat lines/columns as necessary.

Note: Use the project month numbers instead of calendar months. Month 1 marks always the start of the project. In the timeline you should indicate the timing of each activity per WP.

ACTIVITY	MONTHS																							
	M 1	M 2	M 3	M 4	M 5	M 6	M 7	M 8	M 9	M 10	M 11	M 12	M 13	M 14	M 15	M 16	M 17	M 18	M 19	M 20	M 21	M 22	M 23	M 24
Task 1.1 - ...																								
Task 1.2 - ...																								
Task ...																								

Timetable (projects of more than 2 years) (n/a for stage 1)

Fill in cells in beige to show the duration of activities. Repeat lines/columns as necessary.

Note: Use actual, calendar years and quarters. In the timeline you should indicate the timing of each activity per WP. You may add additional columns if your project is longer than 6 years.

ACTIVITY	YEAR 1	YEAR 2	YEAR 3	YEAR 4	YEAR 5	YEAR 6

Call: [insert call identifier] — [insert call name]

EU Grants: Application form (LIFE): V1.0 – 15.04.2021

	Q 1	Q 2	Q 3	Q 4	Q 1	Q 2	Q 3	Q 4	Q 1	Q 2	Q 3	Q 4	Q 1	Q 2	Q 3	Q 4	Q 1	Q 2	Q 3	Q 4	Q 1	Q 2	Q 3	Q 4	
Task 1.1 - ...																									
Task 1.2 - ...																									
Task ...																									

3.5 Impact monitoring and reporting (n/a for stage 1)**Impact monitoring, evaluation and reporting strategy** (n/a for stage 1)

Describe your overall approach to monitor and evaluate the impact indicators during your project. Ensure that you include specific tasks to monitor, evaluate and report impacts in the work plan (section 2 of this template).

Insert text

3.6 Communication, dissemination and visibility (n/a for stage 1)**Communication, dissemination and visibility of funding** (n/a for stage 1)

Define your target audience(s). Describe the planned communication and dissemination activities to promote the action and its results and maximise the impact (to whom, which format, how many copies, etc.). Clarify how you intend to reach each target audience, and explain the choice of the dissemination channels. Describe the methods and indicators (quantitative and qualitative) to monitor and evaluate the outreach and coverage of the communication and dissemination activities and results.

Describe how the visibility of EU funding will be ensured.

Insert text

4. RESOURCES

Fill in **only** section 4.1 at stage 1. Fill in **all sections** at stage 2.

4.1 Consortium set-up**Consortium cooperation and division of roles (if applicable)**

Describe the consortium composition. How will all the partners together bring the necessary expertise?

In what way does each of the participants contribute to the project? Show that each has a valid role and adequate resources to fulfil that role.

Fill out the Participant information (annex) with more details on the participants and their project teams (key staff).

Insert text

4.2 Project management (n/a for stage 1)**Project management, quality assurance and monitoring of progress** (n/a for stage 1)

Describe the management structures and decision-making mechanisms within the consortium. Explain how decisions will be taken and how regular and effective communication will be ensured.

Describe the measures and methods planned to ensure good quality, monitoring, planning and control of project implementation.

Insert text

4.3 Green management (n/a for stage 1)

Green management <i>(n/a for stage 1)</i>
<i>Describe the measures proposed to reduce the environmental impact of your project, for example through the use of green procurement, environmental management systems, etc.</i>
Insert text

4.4 Budget *(n/a for stage 1)*

Estimated budget — Resources <i>(n/a for stage 1)</i>
See detailed budget table (annex 1 to Part B).

4.5 Risk management *(n/a for stage 1)*

Critical risks and risk management strategy <i>(n/a for stage 1)</i>			
<i>Describe critical risks, uncertainties or difficulties related to the implementation of your project, and your measures/strategy for addressing them.</i>			
<i>Indicate for each risk (in the description) the impact and the likelihood that the risk will materialise (high, medium, low), even after taking into account the mitigating measures.</i>			
<i>Describe any barriers/obstacles and framework conditions (such as regulation and standards) that may be a risk for the achievement of the project's objectives/impacts.</i>			
Note: <i>Uncertainties and unexpected events occur in all organisations, even if very well-run. The risk analysis will help you to predict issues that could delay or hinder project activities. A good risk management strategy is essential for good project management.</i>			
Risk No	Description	Work package No	Proposed risk-mitigation measures

5. OTHER

5.1 Ethics


Ethics
Not applicable

5.2 Security

Security
Not applicable

6. DECLARATIONS

Higher funding rate <i>(for Nature and Biodiversity; n/a for stage 1)</i>	YES/NO
Do you fulfil the conditions set out in the Call document for a higher funding rate (75% or 67%)? If YES, explain and provide details.	
Insert text	

Double funding <i>(n/a for stage 1)</i>	
Information concerning other EU grants for this project	YES/NO
 Please note that there is a strict prohibition of double funding from the EU budget (except under EU Synergies actions).	
We confirm that to our best knowledge neither the project as a whole nor any parts of it have benefitted from any other EU grant <i>(including EU funding managed by authorities in EU Member States or other funding bodies, e.g. Erasmus, EU Regional Funds, EU Agricultural Funds, European Investment Bank, etc.)</i> . If NO, explain and provide details.	
We confirm that to our best knowledge neither the project as a whole nor any parts of it are (nor will be) submitted for any other EU grant <i>(including EU funding managed by authorities in EU Member States or other funding bodies, e.g. Erasmus, EU Regional Funds, EU Agricultural Funds, European Investment Bank, etc.)</i> . If NO, explain and provide details.	

Financial support to third parties (if applicable) <i>(n/a for stage 1)</i>
<i>If in your project the maximum amount per third party will be more than the threshold amount set in the Call document, justify and explain why the higher amount is necessary in order to fulfil your project's objectives.</i>
Insert text

ANNEXES

LIST OF ANNEXES

Standard

Detailed budget table (annex 1 to Part B) — *mandatory (n/a for stage 1)*

CVs (annex 2 to Part B) — *not applicable*

Annual activity reports (annex 3 to Part B) — *mandatory, if required in the Call document (n/a for stage 1)*

List of previous projects (annex 4 to Part B) — *not applicable*

Special

Other annexes (annex 5 to Part B) — *mandatory, if required in the Call document (n/a for stage 1)*

HISTORY OF CHANGES		
VERSION	PUBLICATION DATE	CHANGE
1.0	15.04.2021	Initial version (new MFF).